

2021 & 2022
Number of Entries (Qualifiers), By District or Region, to the
PIAA 2A BOYS' VOLLEYBALL CHAMPIONSHIP

1 to 438 males in grades 9, 10, and 11 as of Tuesday, October 1, 2019.

PIAA District	Number of Schools, by District or Region, Sponsoring the Sport		Total No. of Schools, Statewide, Sponsoring the Sport		% of Schools, by District or Region, Sponsoring the Sport	Maximum Number of Entries	Maximum Number of Entries (Qualifiers) by District or Region
I*	1		0				
II	15	+1+2=	18	÷ 96	= 18.750%	X 16	= 3.0000 or 3
III%	21		21	÷ 96	= 21.875%	X 16	= 3.5000 or 4
IV	0		0				
V	0		0				
VI	5	+1=	6	÷ 96	= 6.250%	X 16	= 1.0000 or 1
VII	19		19	÷ 96	= 19.792%	X 16	= 3.1667 or 3
VIII	0		0				
IX*	1		0				
X	11		11	÷ 96	= 11.458%	X 16	= 1.8333 or 2
XI*	2		0				
XII%	21		21	÷ 96	= 21.875%	X 16	= 3.5000 or 3
TOTAL	96		96		100.00%		16

* Indicates District combined with another District to form a Region.

Note: Indicates Districts I, II & XI are combined and Districts VI & IX are combined.

%Indicates District III will receive a 4th entry (qualifier) in 2021 only and District XII will receive a 4th entry (qualifier) in 2022 only.

2021 & 2022
Number of Entries (Qualifiers), By District or Region, to the
PIAA 3A BOYS' VOLLEYBALL CHAMPIONSHIP

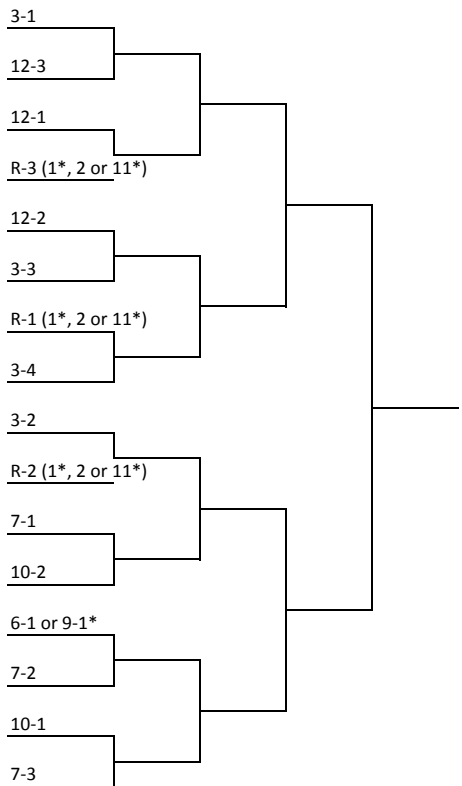
439 and above males in grades 9, 10, and 11 as of Tuesday, October 1, 2019.

PIAA District	Number of Schools, by District or Region, Sponsoring the Sport		Total No. of Schools, Statewide, Sponsoring the Sport		% of Schools, by District or Region, Sponsoring the Sport	Maximum Number of Entries	Maximum Number of Entries (Qualifiers) by District or Region
I	20		20	÷ 108	= 18.519%	X 16	= 2.9630 or 3
II	5		5	÷ 108	= 4.630%	X 16	= 0.7407 or 1
III	29	+2=	31	÷ 108	= 28.704%	X 16	= 4.5926 or 4
IV	0		0				
V	0		0				
VI*	2		0				
VII	21		21	÷ 108	= 19.444%	X 16	= 3.1111 or 3
VIII	6	+1=	7	÷ 108	= 6.481%	X 16	= 1.0370 or 1
IX	0		0				
X*	1		0				
XI	12		12	÷ 108	= 11.111%	X 16	= 1.7778 or 2
XII	12		12	÷ 108	= 11.111%	X 16	= 1.7778 or 2
TOTAL	108		108		100.00%		16

* Indicates District(s) combined with another (other) District(s) to form a Region.

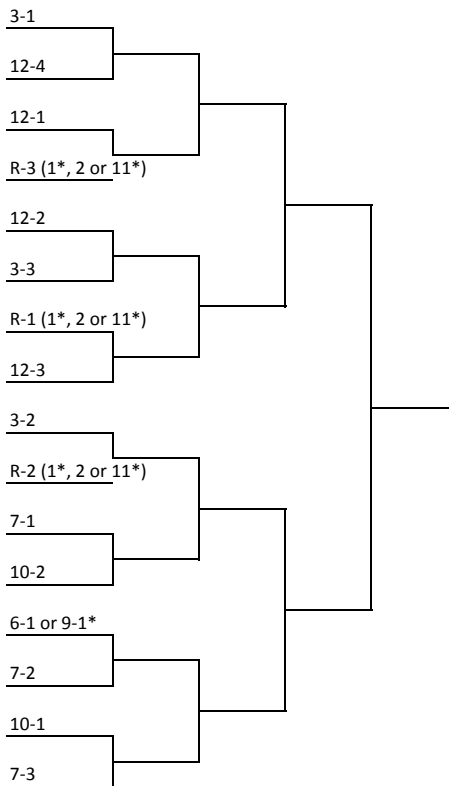
Note: Indicates Districts III & VI are combined and Districts VIII & X are combined.

2021 PIAA 2A Boys' Volleyball Championship



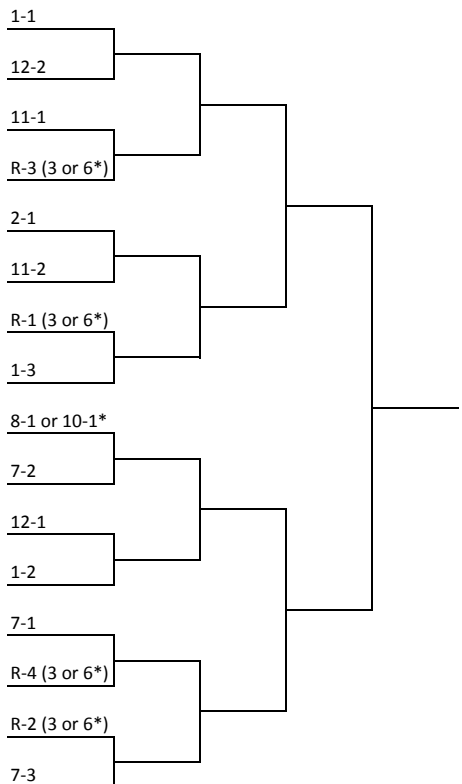
*Indicates District(s) combined with another (other) District(s) to form a Region.

2022 PIAA 2A Boys' Volleyball Championship



*Indicates District(s) combined with another (other) District(s) to form a Region.

2021 & 2022 PIAA 3A Boys' Volleyball Championship



*Indicates District combined with another District to form a Region.